Grade 1 daily math review

NAME	DATE	SCORE / 6

DAY 1 Answer each question.

1 The picture graph shows the colour each child chose. Each dot is one child. How many children chose Red?



2 Look at the clock. What time does the clock show?



3 How many corners does the shape below have?

4 What number is ten less than 92?

5 Look at the solid. Is it a sphere, a cube or a cylinder?

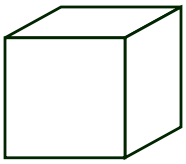

◯ Sphere ◯ Cube ◯ Cylinder

6 Write the number eighteen.

Grade 1 daily math review

NAME	DATE	SCORE / 6

DAY 2 Answer each question.

7 Which sign goes in the box? 61 ☐ 27

○ < ○ > ○ =

8 Look at the clock. What time does the clock show?

9 Is this number sentence true or false?

9 = 8

○ True ○ False

10 Which addition has the same sum as 10 + 6?

○ 6 + 6 ○ 6 + 10 ○ 10 + 10 ○ 10 – 6

11 Sort the shapes by the number of sides. How many shapes have three sides?

12 Look at the two groups of dots. How many dots are there in all?



Grade 1 daily math review

NAME	DATE	SCORE / 6

DAY 3 Answer each question.

13 The picture graph shows the pet each child chose. Each dot is one child. How many children chose Dog?



14 Which sign goes in the box? 65 ☐ 73

○ < ○ > ○ =

15 What time is it on the clock?



16 Is this number sentence true or false?

7 + 4 = 9 + 1

○ True ○ False

17 There are 10 dots. Take away 7 dots. How many dots are left?

10 – 7 = ☐

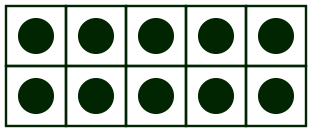

18 Count the squares. How many squares are there?



Grade 1 daily math review

NAME	DATE	SCORE / 6

DAY 4 Answer each question.

19 Count the coins below. How many cents are there altogether?

20 Is this number sentence true or false?

7 + 7 = 7 + 7

◯ True ◯ False

21 The picture graph shows the fruit each child chose. Each dot is one child. How many children chose Pear?



22 How many sides does the shape below have?

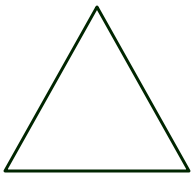

23 There are 9 dots. Take away 8 dots. How many dots are left?

9 – 8 = ☒

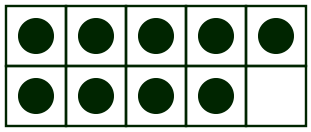

24 Look at the solid. Is it a cone, a cube or a cylinder?

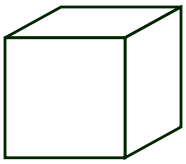

◯ Cone ◯ Cube ◯ Cylinder

Grade 1 daily math review

NAME	DATE	SCORE / 6

DAY 5 Answer each question.

25 Is this number sentence true or false?

10 – 1 = 9

◯ True ◯ False

26 Count the coins below. How many cents are there altogether?

27 How many sides does the shape below have?

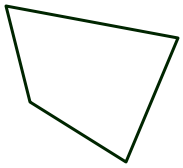

28 The picture graph shows the colour each child chose. Each dot is one child. How many children chose Green?



29 Look at the two groups of squares. How many squares are there in all?

30 Look at the three bars. Which order goes from shortest to tallest?

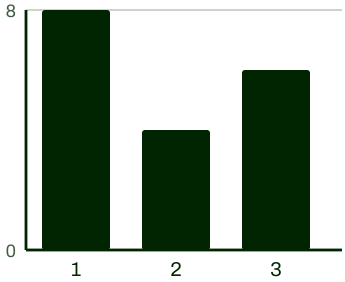

◯ 3, 2, 1 ◯ 2, 1, 3 ◯ 2, 3, 1 ◯ 1, 3, 2

Grade 1 daily math review

1	3	2	9:30	3	4
4	82	5	Cube	6	18
7	>	8	4:30	9	False
10	6 + 10	11	3	12	5
13	3	14	<	15	9:00
16	False	17	3	18	10
19	40	20	True	21	10
22	3	23	1	24	Cube
25	True	26	100	27	4
28	7	29	6	30	2, 3, 1