Grade 6 end-of-year math test

NAME	DATE	SCORE / 10

Answer each question. Show your work.

1 Gas costs $2.80 per litre. How much do 6 litres of gas cost, in dollars?

2 Write an expression for "7 times the difference of a number n and 10".

3 Write the ratio 18:12 with both numbers divided by 6.

4 In a class of 20 children, 10 have a pet. What percent of the children in the class have a pet?

5 Leo and Ivy share $35 in the ratio 2:5. How much money does Ivy get, in dollars?

6 Write $\frac{7}{8}$, 0.613, $\frac{1}{5}$, 0.4, $\frac{1}{6}$ in order from least to greatest.

7 An animal shelter has 2 cats and 16 dogs. Write the ratio of cats to dogs in simplest form.

8 Which property shows that 4x + 7 = 7 + 4x?

- ◯ Associative property of multiplication
- ◯ Associative property of addition
- ◯ Commutative property of addition
- ◯ Commutative property of multiplication

9 A printer prints 34 pages per minute. Which sentence tells what this rate means?

- ◯ The printer can print 34 pages in all.
- ◯ In 1 minute, the printer prints 34 pages.
- ◯ The printer takes 34 minutes to print 1 page.
- ◯ In 1 hour, the printer prints 34 pages.

10 Ben has 8 cups of rice. Each bowl gets $\frac{1}{4}$ cup of rice. Which calculation finds the number of bowls Ben can fill?

◯ $8 \div \frac{1}{4}$ ◯ $8 \times \frac{1}{4}$ ◯ $\frac{1}{4} \div 8$ ◯ $8 - \frac{1}{4}$

Grade 6 end-of-year math test

NAME	DATE	SCORE / 4

Answer each question. Show your work.

11 Lengths on the prism below are in metres. What is the surface area, in square metres, of the prism?

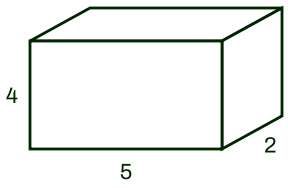

12 The tally shows how many goals each team scored. How many observations are in the data set?

0 goals	|||
1 goal	|||
2 goals	|||
3 goals	|
4 goals	~~||||~~ |
5 goals	|

13 Which list puts $\frac{7}{8}$, -1.4, $-1\frac{1}{2}$, $-\frac{1}{2}$ in order from least to greatest?

- ○ $-\frac{1}{2}$, -1.4, $-1\frac{1}{2}$, $\frac{7}{8}$
- ○ $-\frac{1}{2}$, $\frac{7}{8}$, -1.4, $-1\frac{1}{2}$
- ○ $-1\frac{1}{2}$, -1.4, $-\frac{1}{2}$, $\frac{7}{8}$
- ○ $\frac{7}{8}$, $-\frac{1}{2}$, -1.4, $-1\frac{1}{2}$

14 The graph shows how many apples are in each bag. 5 more apples are put in Bag B. How does the mean number of apples per bag change?

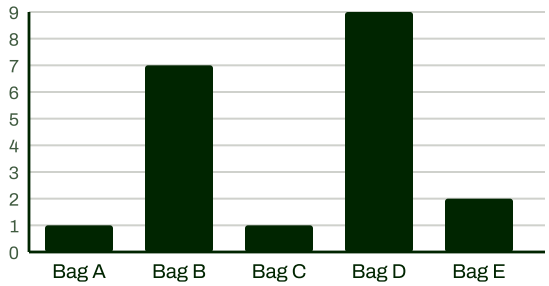

- ○ It goes down by 1
- ○ It stays the same
- ○ It goes up by 1
- ○ It goes up by 5

Grade 6 end-of-year math test

NAME	DATE	SCORE / 2

Answer each question. Show your work.

15 The box below is 2 units long, 1 unit wide and 3 units tall. Each square on the grid is 1 unit long. Draw a net for the box on the grid.

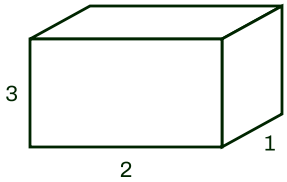

16 Both histograms show the same data: how many minutes each runner took to finish a fun run. Which histogram hides a real feature of the data?

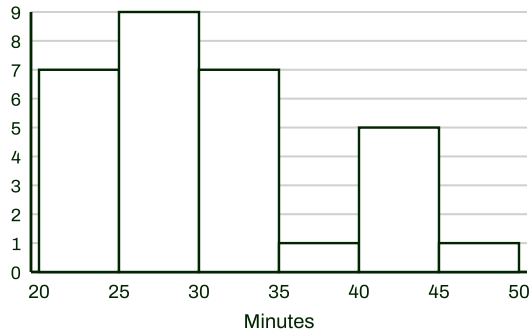

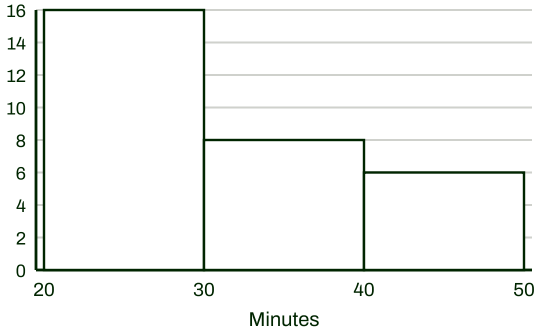

- ◯ The bottom one: it shows fewer runners
- ◯ The bottom one: its wider bars hide the gap between two groups
- ◯ The top one: its narrower bars invent a gap
- ◯ Neither: the same data always gives the same shape

Grade 6 end-of-year math test

1 16.80

2 7(n – 10)

3 3:2

4 50

5 25

6 $\frac{1}{6}, \frac{1}{5}, 0.4, 0.613, \frac{7}{8}$

7 1:8

8 Commutative property of addition

9 In 1 minute, the printer prints 34 pages.

10 $8 \div \frac{1}{4}$

11 76

12 17

13 $-1\frac{1}{2}, -1.4, -\frac{1}{2}, \frac{7}{8}$

14 It goes up by 1

15

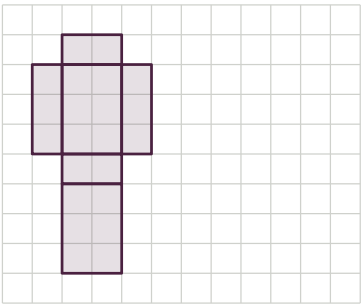

Six rectangles joined edge to edge: two 2 by 1, two 2 by 3 and two 1 by 3, arranged so they fold into the box. Any layout that folds closed with no gaps or overlaps counts; matching edges must be the same length.

16 The bottom one: its wider bars hide the gap between two groups