KINDERGARTEN · SPATIAL AND GEOMETRIC REASONING

Sort shapes into flat and solid

NAME	DATE	SCORE / 10

For the adult. Read each question aloud. The child circles or writes the answer.

1 Circle the flat shape.

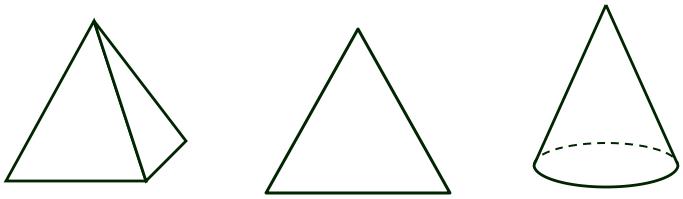

1 2 3

2 Which of these are flat, and which are solid?

FOR THE ADULT

1. Put out a box, a can, a paper circle, a paper square. No objects? Cut out the paper shapes below and use real objects for the solids.
2. Say: “Put the flat ones together, and the solid ones together.”
3. Then ask: “How do you know?”

☐ Did it ☐ Not yet The child said: _____

3 Circle the solid shape.

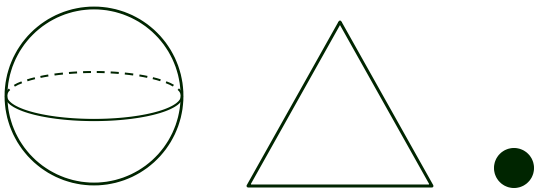

1 2 3

4 Which of these are flat, and which are solid?

FOR THE ADULT

1. Put out a block, a box, a paper triangle, a paper square. No objects? Cut out the paper shapes below and use real objects for the solids.
2. Say: “Put the flat ones together, and the solid ones together.”
3. Then ask: “How do you know?”

☐ Did it ☐ Not yet The child said: _____

5 Circle the solid shape.

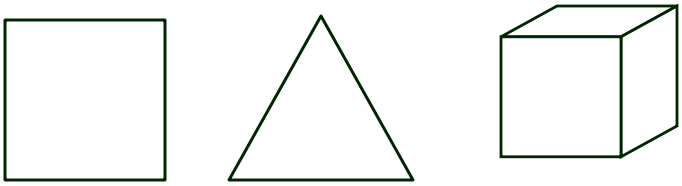

1 2 3

6 Which of these are flat, and which are solid?

FOR THE ADULT

1. Put out a block, a box, a paper square, a paper circle. No objects? Cut out the paper shapes below and use real objects for the solids.
2. Say: “Put the flat ones together, and the solid ones together.”
3. Then ask: “How do you know?”

☐ Did it ☐ Not yet The child said: _____

7 Circle the flat shape.

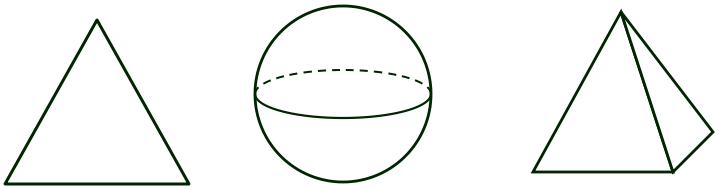

1 2 3

8 Which of these are flat, and which are solid?

FOR THE ADULT

1. Put out a block, a ball, a paper square, a sticker. No objects? Cut out the paper shapes below and use real objects for the solids.
2. Say: “Put the flat ones together, and the solid ones together.”
3. Then ask: “How do you know?”

☐ Did it ☐ Not yet The child said: _____

9 Circle the flat shape.

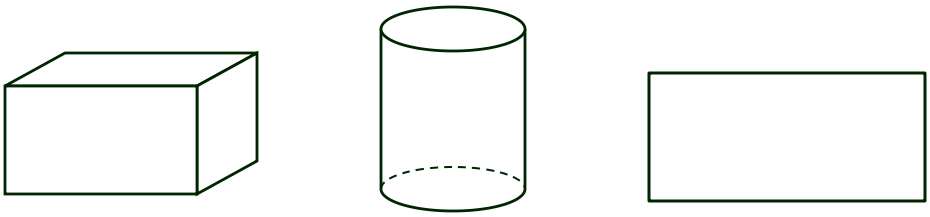

1 2 3

10 Which of these are flat, and which are solid?

FOR THE ADULT

1. Put out a box, a block, a sticker, a paper circle. No objects? Cut out the paper shapes below and use real objects for the solids.
2. Say: “Put the flat ones together, and the solid ones together.”
3. Then ask: “How do you know?”

☐ Did it ☐ Not yet The child said: _____

ANSWER KEY · KINDERGARTEN · SPATIAL AND GEOMETRIC REASONING

Sort shapes into flat and solid

1 2

3 1

5 3

7 1

9 3

2 Watched by the adult

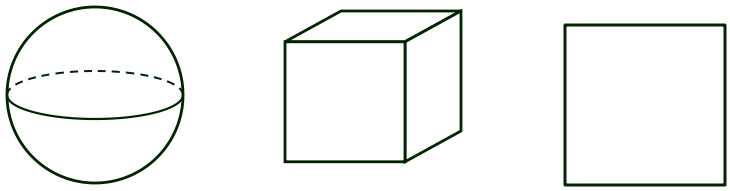

1 2 3

What counts as right: Puts a box and a can together as solid, and a paper circle and a paper square together as flat, and says why in their own words: a solid takes up space and can be held all round, a flat shape lies flat like paper. Sorting by colour or size, or calling a paper square a cube, is Not yet.

4 Watched by the adult

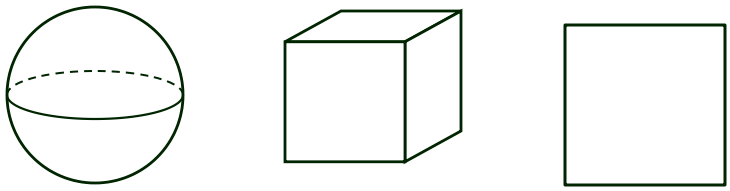

1 2 3

What counts as right: Puts a block and a box together as solid, and a paper triangle and a paper square together as flat, and says why in their own words: a solid takes up space and can be held all round, a flat shape lies flat like paper. Sorting by colour or size, or calling a paper square a cube, is Not yet.

6 Watched by the adult

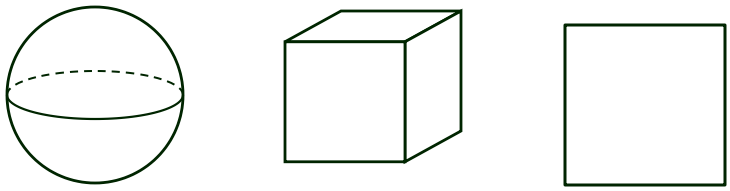

1 2 3

What counts as right: Puts a block and a box together as solid, and a paper square and a paper circle together as flat, and says why in their own words: a solid takes up space and can be held all round, a flat shape lies flat like paper. Sorting by colour or size, or calling a paper square a cube, is Not yet.

8 Watched by the adult

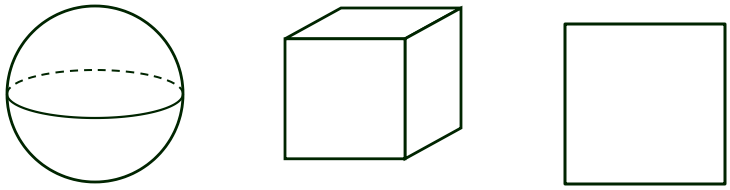

1 2 3

What counts as right: Puts a block and a ball together as solid, and a paper square and a sticker together as flat, and says why in their own words: a solid takes up space and can be held all round, a flat shape lies flat like paper. Sorting by colour or size, or calling a paper square a cube, is Not yet.

10 Watched by the adult

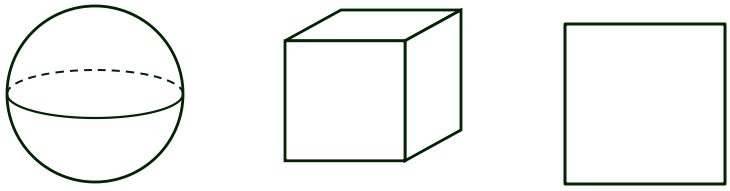

1 2 3

What counts as right: Puts a box and a block together as solid, and a sticker and a paper circle together as flat, and says why in their own words: a solid takes up space and can be held all round, a flat shape lies flat like paper. Sorting by colour or size, or calling a paper square a cube, is Not yet.