GRADE 2 · SPATIAL AND GEOMETRIC REASONING

Describe a move as a slide, a flip or a turn

NAME	DATE	SCORE / 10

1 Shape 1 below was moved to make shape 2. Was shape 1 slid, flipped or turned?

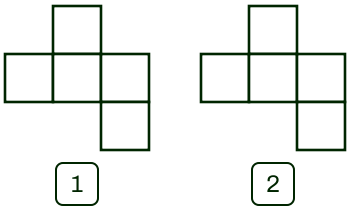

◯ Slid ◯ Flipped ◯ Turned

2 The shape at the top was turned. Which shape below shows the shape after it was turned? Circle it.

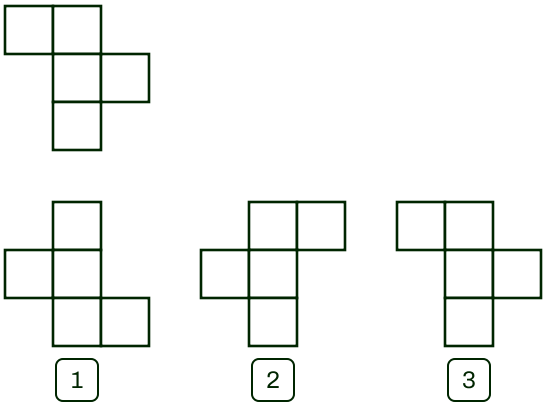

3 Shape 1 below was moved to make shape 2. Was shape 1 slid, flipped or turned?

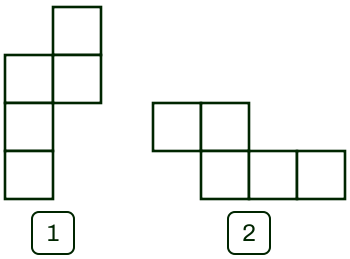

◯ Slid ◯ Flipped ◯ Turned

4 The shape at the top was slid to a new place. Which shape below shows the shape after it was slid? Circle it.

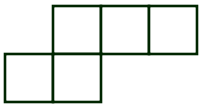

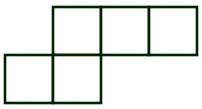

1

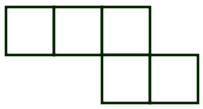

2

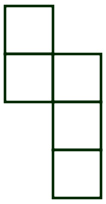

3

5 Shape 1 below was moved to make shape 2. Was shape 1 slid, flipped or turned?

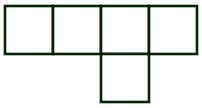

1

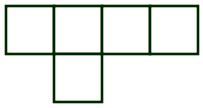

2

◯ Slid ◯ Flipped ◯ Turned

6 The shape at the top was flipped over. Which shape below shows the shape after it was flipped? Circle it.

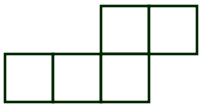

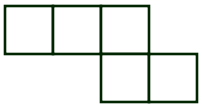

1

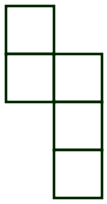

2

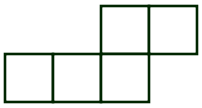

3

7 Shape 1 below was moved to make shape 2. Was shape 1 slid, flipped or turned?

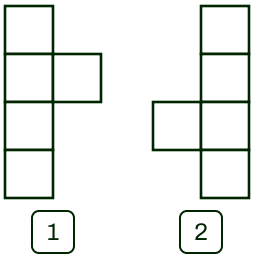

◯ Slid ◯ Flipped ◯ Turned

8 The shape at the top was flipped over. Which shape below shows the shape after it was flipped? Circle it.

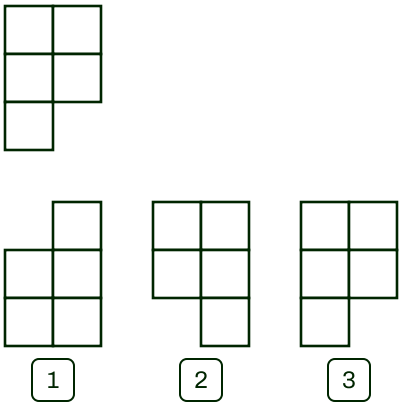

9 Shape 1 below was moved to make shape 2. Was shape 1 slid, flipped or turned?

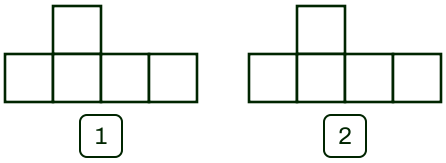

◯ Slid ◯ Flipped ◯ Turned

10 The shape at the top was flipped over. Which shape below shows the shape after it was flipped? Circle it.

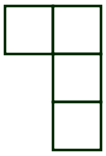

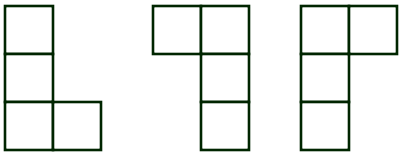

1 2 3

ANSWER KEY · GRADE 2 · SPATIAL AND GEOMETRIC REASONING

Describe a move as a slide, a flip or a turn

1	Slid	2	1
3	Turned	4	1
5	Flipped	6	1
7	Turned	8	2
9	Slid	10	3