KINDERGARTEN · NUMBER AND MAGNITUDE

State that the next number counts one more

NAME	DATE	SCORE / 10

For the adult. Read each question aloud. The child circles or writes the answer.

1 There are 6 dots. One more dot is added. How many dots are there now?



2 One more counter is added. How many counters are there now?

FOR THE ADULT

1. Put 9 counters in a row in front of the child, and count them together: “one, two, ... 9.” No counters? Cut out the ones below.
2. While the child watches, put 1 more counter at the end of the row.
3. Ask: “How many counters are there now?”
4. Do not count them again, and do not let the child touch them.

☐ Did it ☐ Not yet The child said: _____



3 There are 8 squares. One more square is added. How many squares are there now?



4 One more counter is added. How many counters are there now?

FOR THE ADULT

1. Put 6 counters in a row in front of the child, and count them together: “one, two, ... 6.” No counters? Cut out the ones below.
2. While the child watches, put 1 more counter at the end of the row.
3. Ask: “How many counters are there now?”
4. Do not count them again, and do not let the child touch them.

☐ Did it ☐ Not yet The child said: _____



5 There are 3 triangles. One more triangle is added. How many triangles are there now?



6 One more counter is added. How many counters are there now?

FOR THE ADULT

1. Put 5 counters in a row in front of the child, and count them together: “one, two, ... 5.” No counters? Cut out the ones below.
2. While the child watches, put 1 more counter at the end of the row.
3. Ask: “How many counters are there now?”
4. Do not count them again, and do not let the child touch them.

☐ Did it ☐ Not yet The child said: _____



7 There are 5 dots. One more dot is added. How many dots are there now?



8 One more counter is added. How many counters are there now?

FOR THE ADULT

1. Put 4 counters in a row in front of the child, and count them together: “one, two, ... 4.” No counters? Cut out the ones below.
2. While the child watches, put 1 more counter at the end of the row.
3. Ask: “How many counters are there now?”
4. Do not count them again, and do not let the child touch them.

☐ Did it ☐ Not yet The child said: _____

9 There are 7 squares. One more square is added. How many squares are there now?



10 One more counter is added. How many counters are there now?

FOR THE ADULT

1. Put 8 counters in a row in front of the child, and count them together: “one, two, ... 8.” No counters? Cut out the ones below.
2. While the child watches, put 1 more counter at the end of the row.
3. Ask: “How many counters are there now?”
4. Do not count them again, and do not let the child touch them.

☐ Did it ☐ Not yet The child said: _____



ANSWER KEY · KINDERGARTEN · NUMBER AND MAGNITUDE

State that the next number counts one more

1 7

3 9

5 4

7 6

9 8

2 Watched by the adult



What counts as right: Says “10” without counting from one again: straight away, or by counting on from 9 (“9, 10”). Counting all the counters again from one, or saying “9”, is Not yet.

4 Watched by the adult



What counts as right: Says “7” without counting from one again: straight away, or by counting on from 6 (“6, 7”). Counting all the counters again from one, or saying “6”, is Not yet.

6 Watched by the adult



What counts as right: Says “6” without counting from one again: straight away, or by counting on from 5 (“5, 6”). Counting all the counters again from one, or saying “5”, is Not yet.

8 Watched by the adult

What counts as right: Says “5” without counting from one again: straight away, or by counting on from 4 (“4, 5”). Counting all the counters again from one, or saying “4”, is Not yet.

10 Watched by the adult



What counts as right: Says “9” without counting from one again: straight away, or by counting on from 8 (“8, 9”). Counting all the counters again from one, or saying “8”, is Not yet.