KINDERGARTEN · NUMBER AND MAGNITUDE

Count backwards from 20

NAME	DATE	SCORE
		/ 10

For the adult. Read each question aloud. The child circles or writes the answer.

1 Count back. What number is missing?

11, ☒, 9, 8

2 Count back out loud from six to zero.

FOR THE ADULT

1. Keep this sheet where the child cannot see it. No objects are needed.
2. Say: “Count back from six, all the way to zero.”
3. Listen without counting along or helping.
4. On the number line below, circle the last number the child said in the right order.

☐ Did it ☐ Not yet Counted back in order down to: _____

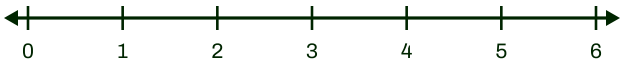

3 Count back. What number is missing?

20, 19, 18, ☒

4 Count back out loud from eighteen to zero.

FOR THE ADULT

1. Keep this sheet where the child cannot see it. No objects are needed.
2. Say: “Count back from eighteen, all the way to zero.”
3. Listen without counting along or helping.
4. On the number line below, circle the last number the child said in the right order.

☐ Did it ☐ Not yet Counted back in order down to: _____

5 Count back. What number is missing?

4, 3, ☒, 1

6 Count back out loud from twelve to zero.

FOR THE ADULT

1. Keep this sheet where the child cannot see it. No objects are needed.
2. Say: “Count back from twelve, all the way to zero.”
3. Listen without counting along or helping.
4. On the number line below, circle the last number the child said in the right order.

☐ Did it ☐ Not yet Counted back in order down to: _____

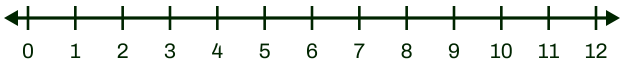

7 Count back. What number is missing?

4, ☒, 2, 1

8 Count back out loud from nine to zero.

FOR THE ADULT

1. Keep this sheet where the child cannot see it. No objects are needed.
2. Say: “Count back from nine, all the way to zero.”
3. Listen without counting along or helping.
4. On the number line below, circle the last number the child said in the right order.

☐ Did it ☐ Not yet Counted back in order down to: _____

9 Count back. What number is missing?

17, 16, 15, ☒

10 Count back out loud from ten to zero.

FOR THE ADULT

1. Keep this sheet where the child cannot see it. No objects are needed.
2. Say: “Count back from ten, all the way to zero.”
3. Listen without counting along or helping.
4. On the number line below, circle the last number the child said in the right order.

☐ Did it ☐ Not yet Counted back in order down to: _____

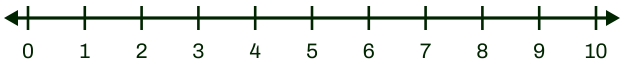

ANSWER KEY · KINDERGARTEN · NUMBER AND MAGNITUDE

Count backwards from 20

1 10

3 17

5 2

7 3

9 14

2 Watched by the adult

What counts as right: Says every number from six down to zero in order (six, five, four … two, one, zero), with none left out or said twice. Going up instead of down, skipping a number, or stopping before zero is Not yet.

4 Watched by the adult

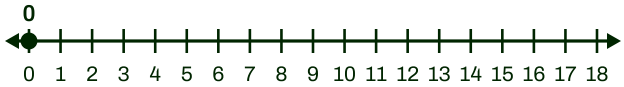

What counts as right: Says every number from eighteen down to zero in order (eighteen, seventeen, sixteen … two, one, zero), with none left out or said twice. Going up instead of down, skipping a number (often where the teens end), or stopping before zero is Not yet.

6 Watched by the adult

What counts as right: Says every number from twelve down to zero in order (twelve, eleven, ten … two, one, zero), with none left out or said twice. Going up instead of down, skipping a number (often where the teens end), or stopping before zero is Not yet.

8 Watched by the adult

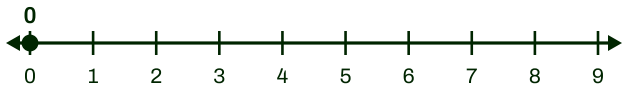

What counts as right: Says every number from nine down to zero in order (nine, eight, seven … two, one, zero), with none left out or said twice. Going up instead of down, skipping a number, or stopping before zero is Not yet.

10 Watched by the adult

What counts as right: Says every number from ten down to zero in order (ten, nine, eight … two, one, zero), with none left out or said twice. Going up instead of down, skipping a number, or stopping before zero is Not yet.