KINDERGARTEN · NUMBER AND MAGNITUDE

# Compare two sets of up to 10 by pairing

| NAME | DATE | SCORE |
|---|---|---|
| | | / 10 |

**For the adult.** Read each question aloud. The child circles or writes the answer.

## 1 Look at the two groups of squares. Which group has more squares?

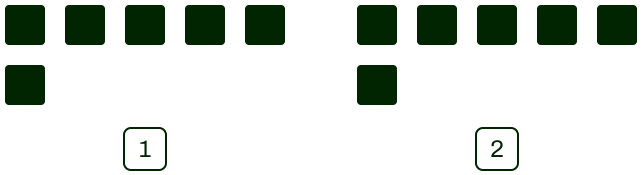


◯ 1 ◯ 2 ◯ Same

## 2 Pair up the counters. Which group has more?

**FOR THE ADULT**

1. Make two groups of counters: 7 in the first and 4 in the second, spread out so their rows are not the same length. No counters? Cut out the ones below.
2. Say: “Put each counter with one from the other group. Which group has more?”
3. Watch without helping.

☐ Did it ☐ Not yet The child said: _____

First

Second



## 3 Look at the two groups of squares. Which group has more squares?

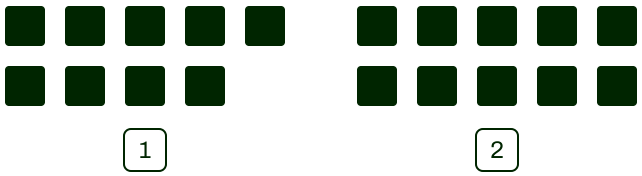


◯ 1 ◯ 2 ◯ Same

## 4 Pair up the counters. Which group has more?

**FOR THE ADULT**

1. Make two groups of counters: 3 in the first and 6 in the second, spread out so their rows are not the same length. No counters? Cut out the ones below.
2. Say: “Put each counter with one from the other group. Which group has more?”
3. Watch without helping.

☐ Did it ☐ Not yet The child said: _____

First

Second

## 5 Look at the two groups of dots. Which group has fewer dots?




◯ 1 ◯ 2 ◯ Same

## 6 Pair up the counters. Which group has more?

**FOR THE ADULT**

1. Make two groups of counters: 5 in the first and 4 in the second, spread out so their rows are not the same length. No counters? Cut out the ones below.
2. Say: “Put each counter with one from the other group. Which group has more?”
3. Watch without helping.

☐ Did it ☐ Not yet The child said: _____

First

Second

## 7 Look at the two groups of dots. Which group has more dots?




◯ 1 ◯ 2 ◯ Same

## 8 Pair up the counters. Which group has more?

**FOR THE ADULT**

1. Make two groups of counters: 4 in the first and 10 in the second, spread out so their rows are not the same length. No counters? Cut out the ones below.
2. Say: "Put each counter with one from the other group. Which group has more?"
3. Watch without helping.

☐ Did it ☐ Not yet The child said: _____

First

Second



## 9 Look at the two groups of squares. Which group has fewer squares?




◯ 1 ◯ 2 ◯ Same

## 10 Pair up the counters. Which group has more?

**FOR THE ADULT**

1. Make two groups of counters: 9 in the first and 3 in the second, spread out so their rows are not the same length. No counters? Cut out the ones below.
2. Say: “Put each counter with one from the other group. Which group has more?”
3. Watch without helping.

☐ Did it ☐ Not yet The child said: _____

First

Second



ANSWER KEY · KINDERGARTEN · NUMBER AND MAGNITUDE

# Compare two sets of up to 10 by pairing

**1** Same

**3** 2

**5** 2

**7** 1

**9** 1

## 2 Watched by the adult

First

Second



**What counts as right:** Pairs the counters one with one, sees 3 left over in the first group, and says the first group has more (the second group has fewer). Choosing the group that is spread out wider, or saying without pairing or counting, is Not yet.

## 4 Watched by the adult

First

Second



**What counts as right:** Pairs the counters one with one, sees 3 left over in the second group, and says the second group has more (the first group has fewer). Choosing the group that is spread out wider, or saying without pairing or counting, is Not yet.

## 6 Watched by the adult

First

Second



**What counts as right:** Pairs the counters one with one, sees 1 left over in the first group, and says the first group has more (the second group has fewer). Choosing the group that is spread out wider, or saying without pairing or counting, is Not yet.

## 8 Watched by the adult

First

Second



**What counts as right:** Pairs the counters one with one, sees 6 left over in the second group, and says the second group has more (the first group has fewer). Choosing the group that is spread out wider, or saying without pairing or counting, is Not yet.

## 10 Watched by the adult

First

Second



**What counts as right:** Pairs the counters one with one, sees 6 left over in the first group, and says the first group has more (the second group has fewer). Choosing the group that is spread out wider, or saying without pairing or counting, is Not yet.