KINDERGARTEN · NUMBER AND MAGNITUDE

Count out a given number from a larger group

NAME	DATE	SCORE
		/ 10

For the adult. Read each question aloud. The child circles or writes the answer.

1 Give me 3 counters from the pile.

FOR THE ADULT

1. Put 6 counters in a pile in front of the child. No counters? Cut out the ones below.
2. Say: “Give me 3 counters from the pile.”
3. Watch: the child should count out 3 and stop.
4. Do not help or count along.

☐ Did it ☐ Not yet Counters given: _____



2 Give me 4 counters from the pile.

FOR THE ADULT

1. Put 8 counters in a pile in front of the child. No counters? Cut out the ones below.
2. Say: “Give me 4 counters from the pile.”
3. Watch: the child should count out 4 and stop.
4. Do not help or count along.

☐ Did it ☐ Not yet Counters given: _____



3 Give me 7 counters from the pile.

FOR THE ADULT

1. Put 11 counters in a pile in front of the child. No counters? Cut out the ones below.
2. Say: “Give me 7 counters from the pile.”
3. Watch: the child should count out 7 and stop.
4. Do not help or count along.

☐ Did it ☐ Not yet Counters given: _____



4 Give me 4 counters from the pile.

FOR THE ADULT

1. Put 10 counters in a pile in front of the child. No counters? Cut out the ones below.
2. Say: “Give me 4 counters from the pile.”
3. Watch: the child should count out 4 and stop.
4. Do not help or count along.

☐ Did it ☐ Not yet Counters given: _____



5 Give me 9 counters from the pile.

FOR THE ADULT

1. Put 15 counters in a pile in front of the child. No counters? Cut out the ones below.
2. Say: “Give me 9 counters from the pile.”
3. Watch: the child should count out 9 and stop.
4. Do not help or count along.

☐ Did it ☐ Not yet Counters given: _____



6 Give me 4 counters from the pile.

FOR THE ADULT

1. Put 9 counters in a pile in front of the child. No counters? Cut out the ones below.
2. Say: “Give me 4 counters from the pile.”
3. Watch: the child should count out 4 and stop.
4. Do not help or count along.

☐ Did it ☐ Not yet Counters given: _____



7 Give me 3 counters from the pile.

FOR THE ADULT

1. Put 9 counters in a pile in front of the child. No counters? Cut out the ones below.
2. Say: “Give me 3 counters from the pile.”
3. Watch: the child should count out 3 and stop.
4. Do not help or count along.

☐ Did it ☐ Not yet Counters given: _____



8 Give me 5 counters from the pile.

FOR THE ADULT

1. Put 9 counters in a pile in front of the child. No counters? Cut out the ones below.
2. Say: “Give me 5 counters from the pile.”
3. Watch: the child should count out 5 and stop.
4. Do not help or count along.

☐ Did it ☐ Not yet Counters given: _____



9 Give me 6 counters from the pile.

FOR THE ADULT

1. Put 11 counters in a pile in front of the child. No counters? Cut out the ones below.
2. Say: “Give me 6 counters from the pile.”
3. Watch: the child should count out 6 and stop.
4. Do not help or count along.

☐ Did it ☐ Not yet Counters given: _____



10 Give me 10 counters from the pile.

FOR THE ADULT

1. Put 15 counters in a pile in front of the child. No counters? Cut out the ones below.
2. Say: “Give me 10 counters from the pile.”
3. Watch: the child should count out 10 and stop.
4. Do not help or count along.

☐ Did it ☐ Not yet Counters given: _____



ANSWER KEY · KINDERGARTEN · NUMBER AND MAGNITUDE

Count out a given number from a larger group

1 Watched by the adult

What counts as right: Hands over exactly 3 counters and stops, leaving 3 in the pile. Going on past 3, or handing over the whole pile, is Not yet; counting them again to check is fine.

2 Watched by the adult

What counts as right: Hands over exactly 4 counters and stops, leaving 4 in the pile. Going on past 4, or handing over the whole pile, is Not yet; counting them again to check is fine.

3 Watched by the adult



What counts as right: Hands over exactly 7 counters and stops, leaving 4 in the pile. Going on past 7, or handing over the whole pile, is Not yet; counting them again to check is fine.

4 Watched by the adult

What counts as right: Hands over exactly 4 counters and stops, leaving 6 in the pile. Going on past 4, or handing over the whole pile, is Not yet; counting them again to check is fine.

5 Watched by the adult



What counts as right: Hands over exactly 9 counters and stops, leaving 6 in the pile. Going on past 9, or handing over the whole pile, is Not yet; counting them again to check is fine.

6 Watched by the adult

What counts as right: Hands over exactly 4 counters and stops, leaving 5 in the pile. Going on past 4, or handing over the whole pile, is Not yet; counting them again to check is fine.

7 Watched by the adult

What counts as right: Hands over exactly 3 counters and stops, leaving 6 in the pile. Going on past 3, or handing over the whole pile, is Not yet; counting them again to check is fine.

8 Watched by the adult

What counts as right: Hands over exactly 5 counters and stops, leaving 4 in the pile. Going on past 5, or handing over the whole pile, is Not yet; counting them again to check is fine.

9 Watched by the adult



What counts as right: Hands over exactly 6 counters and stops, leaving 5 in the pile. Going on past 6, or handing over the whole pile, is Not yet; counting them again to check is fine.

10 Watched by the adult



What counts as right: Hands over exactly 10 counters and stops, leaving 5 in the pile. Going on past 10, or handing over the whole pile, is Not yet; counting them again to check is fine.