KINDERGARTEN · NUMBER AND MAGNITUDE

Subitise quantities up to five

NAME	DATE	SCORE
		/ 10

For the adult. Read each question aloud. The child circles or writes the answer.

1 How many dots are on the card?

FOR THE ADULT

1. Cut out the card below, or fold the sheet so the child cannot see it.
2. Show the card for about 2 seconds, then hide it again.
3. Ask: “How many dots are on the card?”
4. Do not let the child touch, point at or count the dots.

☐ Did it ☐ Not yet The child said: _____



2 How many dots are on the card?

FOR THE ADULT

1. Cut out the card below, or fold the sheet so the child cannot see it.
2. Show the card for about 2 seconds, then hide it again.
3. Ask: “How many dots are on the card?”
4. Do not let the child touch, point at or count the dots.

☐ Did it ☐ Not yet The child said: _____



3 How many dots are on the card?

FOR THE ADULT

1. Cut out the card below, or fold the sheet so the child cannot see it.
2. Show the card for about 2 seconds, then hide it again.
3. Ask: “How many dots are on the card?”
4. Do not let the child touch, point at or count the dots.

☐ Did it ☐ Not yet The child said: _____



4 How many dots are on the card?

FOR THE ADULT

1. Cut out the card below, or fold the sheet so the child cannot see it.
2. Show the card for about 2 seconds, then hide it again.
3. Ask: “How many dots are on the card?”
4. Do not let the child touch, point at or count the dots.

☐ Did it ☐ Not yet The child said: _____



5 How many dots are on the card?

FOR THE ADULT

1. Cut out the card below, or fold the sheet so the child cannot see it.
2. Show the card for about 2 seconds, then hide it again.
3. Ask: “How many dots are on the card?”
4. Do not let the child touch, point at or count the dots.

☐ Did it ☐ Not yet The child said: _____



6 How many dots are on the card?

FOR THE ADULT

1. Cut out the card below, or fold the sheet so the child cannot see it.
2. Show the card for about 2 seconds, then hide it again.
3. Ask: “How many dots are on the card?”
4. Do not let the child touch, point at or count the dots.

☐ Did it ☐ Not yet The child said: _____



7 How many dots are on the card?

FOR THE ADULT

1. Cut out the card below, or fold the sheet so the child cannot see it.
2. Show the card for about 2 seconds, then hide it again.
3. Ask: “How many dots are on the card?”
4. Do not let the child touch, point at or count the dots.

☐ Did it ☐ Not yet The child said: _____



8 How many dots are on the card?

FOR THE ADULT

1. Cut out the card below, or fold the sheet so the child cannot see it.
2. Show the card for about 2 seconds, then hide it again.
3. Ask: “How many dots are on the card?”
4. Do not let the child touch, point at or count the dots.

☐ Did it ☐ Not yet The child said: _____



9 How many dots are on the card?

FOR THE ADULT

1. Cut out the card below, or fold the sheet so the child cannot see it.
2. Show the card for about 2 seconds, then hide it again.
3. Ask: “How many dots are on the card?”
4. Do not let the child touch, point at or count the dots.

☐ Did it ☐ Not yet The child said: _____



10 How many dots are on the card?

FOR THE ADULT

1. Cut out the card below, or fold the sheet so the child cannot see it.
2. Show the card for about 2 seconds, then hide it again.
3. Ask: “How many dots are on the card?”
4. Do not let the child touch, point at or count the dots.

☐ Did it ☐ Not yet The child said: _____



ANSWER KEY · KINDERGARTEN · NUMBER AND MAGNITUDE

Subitise quantities up to five

1 Watched by the adult



What counts as right: Says “5” within about 2 seconds of seeing the card, without pointing or counting aloud. Counting the dots one by one out loud, or answering only after a long look, is Not yet.

2 Watched by the adult



What counts as right: Says “2” within about 2 seconds of seeing the card, without pointing or counting aloud. Counting the dots one by one out loud, or answering only after a long look, is Not yet.

3 Watched by the adult



What counts as right: Says “3” within about 2 seconds of seeing the card, without pointing or counting aloud. Counting the dots one by one out loud, or answering only after a long look, is Not yet.

4 Watched by the adult



What counts as right: Says “4” within about 2 seconds of seeing the card, without pointing or counting aloud. Counting the dots one by one out loud, or answering only after a long look, is Not yet.

5 Watched by the adult



What counts as right: Says “5” within about 2 seconds of seeing the card, without pointing or counting aloud. Counting the dots one by one out loud, or answering only after a long look, is Not yet.

6 Watched by the adult



What counts as right: Says “2” within about 2 seconds of seeing the card, without pointing or counting aloud. Counting the dots one by one out loud, or answering only after a long look, is Not yet.

7 Watched by the adult



What counts as right: Says “5” within about 2 seconds of seeing the card, without pointing or counting aloud. Counting the dots one by one out loud, or answering only after a long look, is Not yet.

8 Watched by the adult



What counts as right: Says “3” within about 2 seconds of seeing the card, without pointing or counting aloud. Counting the dots one by one out loud, or answering only after a long look, is Not yet.

9 Watched by the adult



What counts as right: Says “4” within about 2 seconds of seeing the card, without pointing or counting aloud. Counting the dots one by one out loud, or answering only after a long look, is Not yet.

10 Watched by the adult



What counts as right: Says “4” within about 2 seconds of seeing the card, without pointing or counting aloud. Counting the dots one by one out loud, or answering only after a long look, is Not yet.