GRADE 1 · FRACTION AND RATIONAL REASONING

Identify thirds and fourths

NAME	DATE	SCORE / 10

1 Which shape below has 1 fourth shaded? Circle it.



1 2 3

2 The rectangle below is cut into fourths. Shade 2 fourths of the rectangle.



3 Look at the shape. It is cut into equal parts. What is one part called?



◯ One half ◯ One third ◯ One fourth

4 The rectangle below is cut into fourths. Shade 1 fourth of the rectangle.



5 Look at the shape. It is cut into equal parts. What is one part called?



◯ One half ◯ One third ◯ One fourth

6 The circle below is cut into thirds. Shade 2 thirds of the circle.



7 Which shape below has 1 third shaded? Circle it.

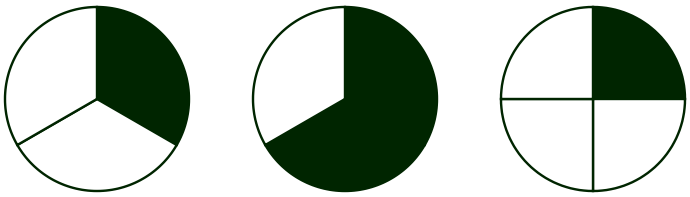

1 2 3

8 The circle below is cut into thirds. Shade 1 third of the circle.



9 Which shape below has 2 thirds shaded? Circle it.

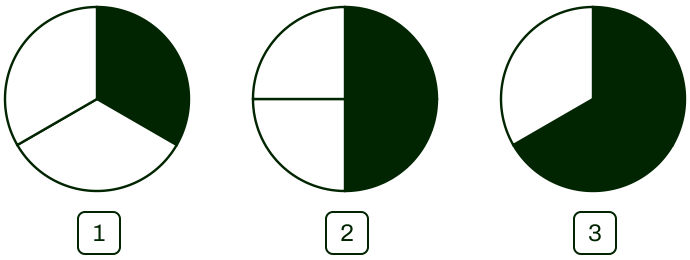

10 The circle below is cut into fourths. Shade 2 fourths of the circle.



ANSWER KEY · GRADE 1 · FRACTION AND RATIONAL REASONING

Identify thirds and fourths

1 1

3 One fourth

5 One third

7 1

9 3

2 A drawing

What counts as right: Exactly 2 of the 4 parts shaded — any 2, side by side or not. 3 parts, or only part of a part shaded, does not count.

4 A drawing



What counts as right: Exactly 1 of the 4 parts shaded — any 1, side by side or not. 2 parts, or only part of a part shaded, does not count.

6 A drawing

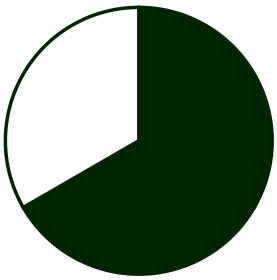

What counts as right: Exactly 2 of the 3 parts shaded — any 2, side by side or not. 3 parts, or only part of a part shaded, does not count.

8 A drawing

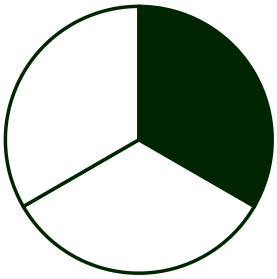

What counts as right: Exactly 1 of the 3 parts shaded — any 1, side by side or not. 2 parts, or only part of a part shaded, does not count.

10 A drawing



What counts as right: Exactly 2 of the 4 parts shaded — any 2, side by side or not. 3 parts, or only part of a part shaded, does not count.